



PARTNERSHIP LEARNING
RIVERSIDE SCHOOL

Excellence for All



Headteacher: Andrew Roberts B.Sc. (Hons) | Address: Renwick Road, Barking, IG11 0FU | Web: www.riversidecampus.com
Email: riverside@riverside.bardaglea.org.uk | Tel: 020 3946 5888

9th December 2020

Self-Isolation – Home Learning

Dear Parent/Carer,

There have been several confirmed cases of Covid-19 within the year 8 bubble, so as a precautionary measure we are asking students in 8RIV to stay home and access their lessons online via Microsoft teams.

Your child needs to be up, dressed and online for 8.40am for registration with their form tutor. They will have their usual 5 lessons a day however some students will be following a timetable (attached) that differs from their usual school one. Any webcams and microphones connected to the device must be disabled or muted – students will be able to interact with the teacher using the chat function when required. Registers will be taken at the start of every lesson and phone calls will be made home if your child does not attend.

Your son/daughter also has access to CenturyTech – these login details can also be found in your child's planner (<https://app.century.tech/login/>). The digital learning platform has been pre-set with appropriate units. It allows your child to work through maths/English/science units independently – videos explain the content followed by practice exercises and tests to check understanding. Your son/daughter also has access to Language Gym to complete their Spanish work – again your child already has their login details (<https://www.language-gym.com>).

We would like to reiterate it is you and your child's responsibly to ensure learning is continued at home by attending the virtual lessons.

We wish you well during these difficult times and we look forward to welcoming your child back to school in the new year.

Kind regards,

D.Wylde

Deputy Headteacher



PARTNERSHIP LEARNING RIVERSIDE SCHOOL

Excellence for All



Headteacher: Andrew Roberts B.Sc. (Hons) | Address: Renwick Road, Barking, IG11 0FU | Web: www.riversidecampus.com

Email: riverside@riverside.bardagelea.org.uk | Tel: 020 3946 5888

8R groups	Mon	Tue	Wed	Thu	Fri
1	English Ms Amin	Civics Ms Abdirahman	PE Ms Weller	History Ms Watkins	Geography Mr Wysocki
2	Food Mr Moisei	Maths Ms Lau	English Ms Amin	PE Ms Weller	Spanish Ms Ricci
3	Geography Mr Wysocki	Science Ms Robertson	Science Ms Robertson	Spanish Ms Ricci	History Ms Watkins
4	Maths Ms Lau	Drama Mr Amos	Food Mr Moisei	Maths Ms Lau	PE Ms Weller
5	Spanish Ms Ricci	English Ms Amin	Maths Ms Lau	Science Ms Robertson	English Ms Amin

8I groups	Mon	Tue	Wed	Thu	Fri
1	History Mr Lewis	Civics Ms Majeed	PE Ms Weller	Food Ms Reid	Maths Mr Williams
2	Maths Mr Williams	Science Ms Mohamed	Science Ms Mohamed	PE Ms Weller	Drama Ms Aldis
3	Geography Ms Nicholls	English Ms Hussain	English Ms Hussain	Maths Mr Williams	Spanish Ms Conesa
4	Spanish Ms Conesa	Food Ms Reid	Maths Mr Williams	English Ms Hussain	PE Ms Weller
5	English Ms Hussain	History Mr Lewis	Spanish Ms Conesa	Science Ms Mohamed	Geography Ms Nicholls

8V groups	Mon	Tue	Wed	Thu	Fri
1	English Ms Rahman	Civics Mr Ramsing	Maths Mr Debenham	PE Mr Lockwood	Spanish Ms Navarro
2	Maths Mr Debenham	English Ms Rahman	English Ms Rahman	History Mr Sajid	PE Mr Lockwood
3	Spanish Ms Navarro	PE Mr Lockwood	Geography Ms Khanam	Geography Ms Khanam	Maths Mr Debenham
4	English Ms Rahman	Spanish Ms Navarro	History Mr Sajid	Science Ms Sagar	Science Ms Sagar
5	Drama Ms Aldis	Science Ms Sagar	Art Ms Vaja	Maths Mr Debenham	Art Ms Vaja



Step-by Step instructions for Microsoft Teams

1. Activate Microsoft Teams

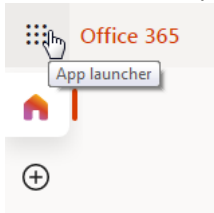
To use Teacher Dashboard and Microsoft Teams students will first need to activate their OneDrive accounts.

1- Navigate to www.office.com


2- Log in using your school email address - (username)[@riverside.bardaglea.org.uk](mailto:riverside.bardaglea.org.uk)

The password will be the same one used to access your school accounts via the onsite PCs

3- Click on the App Launcher located in the top left



4- Access OneDrive by clicking on the OneDrive Application



5- When this has loaded your OneDrive account will be active and can be used to store documents from Teachers Dashboard and Microsoft Teams



2. Accessing Microsoft Teams

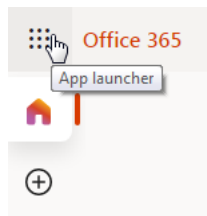
To access Microsoft Teams:

1- Navigate to www.office.com


2- Log in using your school email address - (username)[@riverside.bardaglea.org.uk](mailto:riverside.bardaglea.org.uk)

The password will be the same one used to access your school accounts via the onsite PCs

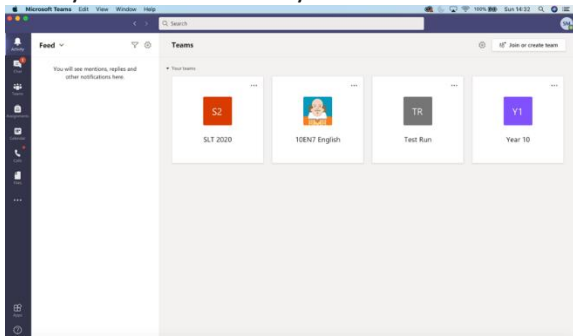
3- Click on the App Launcher located in the top left



4- Access Microsoft Teams by clicking on the Teams Application



5- Your teacher will add you to a class, your teacher will then be able to schedule live video lessons with you, send you resources and you will be able to ask questions





CenturyTech

Century is an award-winning teaching and learning platform for primary and secondary schools, colleges and universities. The website gives students regular tests on material they have covered in a range of subjects and aids understanding and retention.

The digital platform provides videos giving explanations, practise exercises and tests to check understanding. CenturyTech uses artificial intelligence technology and tailors the learning accordingly – progressively harder or easier to secure understanding before moving on.

Using the website is easy. Students go to <https://www.century.tech/>. To login, the students click 'log in' and enter their details.

Students have their usernames in their planners, their passwords have been pre-set to '**riverside**'.

Once logged in, the students follow their 'path', which appears here. In the top right corner, they can also select between subjects. Appropriate courses have already been pre-assigned to your son/daughter so they carry out this digital learning independently.

