

# Year 1 Phonics Screening Test



- All children in Year 1 throughout the country will be taking part in a phonics screening check.
- The phonics screening test will take place in the week of the 10<sup>th</sup> June.

# The Phonics Screening Test

- The phonics screening check is designed to confirm whether individual children have learned phonic decoding and blending skills to an appropriate standard.

# What happens during the screening?

- The test contains 40 words. Each child will sit one-to-one and read each word aloud.
- The test will take approximately 10 minutes, but the test takes as long as the child needs.

# The test

- The list of words consists of 20 real words and 20 pseudo words (nonsense words).
- The pseudo words are shown with pictures of aliens so that the children will know they are nonsense.
- Pseudo words are included as they are new to all children.

# Examples of real words:



week

chill

grit

start

best

hooks

slide

newt

strap


rusty

dentist

starling




# Examples of pseudo-words:



lig



vap



jigh



doil



# Results

- At the end of the summer term.



# How Can I Help My Child at Home?

## The Speed Sounds

- <https://www.youtube.com/watch?v=h8m6YFr0gig>
- <https://www.youtube.com/watch?v=nGARwhltK7w>

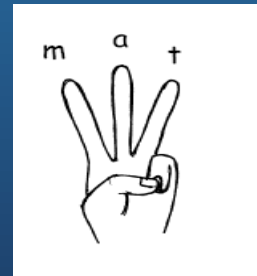
# So how can you help your child?

- By knowing the pure sounds



Simple Speed Sounds															
Consonant sounds - stretchy															
f	l	m	n	r	s	v	z	sh	th	ng					
										nk					
Consonant sounds - chunky															
b	c	d	g	h	j	p	qu	t	w	x	y	ch			
	k														
Vowel sounds - chunky								Vowel sounds - stretchy							
a	e	i	o	u	ay	ee	igh	ow							
Vowel sounds - stretchy															
oo	oo	ar	or	air	ir	ou	oy								

- By knowing how to blend using Fred Talk  
for reading  
m\_a\_t
- By knowing how to do Fred Fingers for  
spelling



# And...

- By having fun with Fred Talk at home!

*“What a tidy r-oo-m!”*


*“Where’s your c-oa-t?”*

*“Time for b-e-d!”*

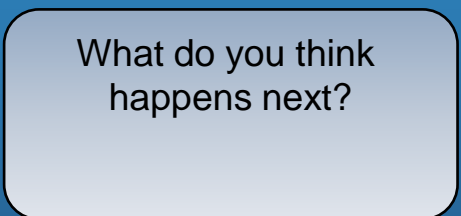
# And...

- By reading to your child lots of lovely stories and asking lots of questions!

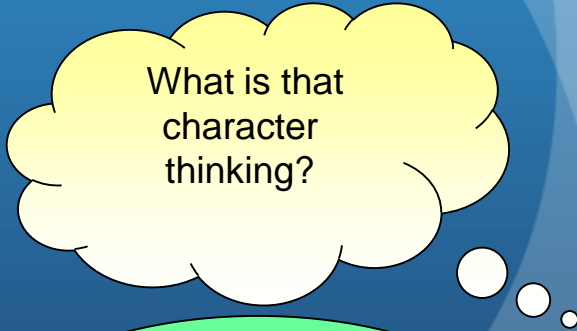
Use these prompts to help you:



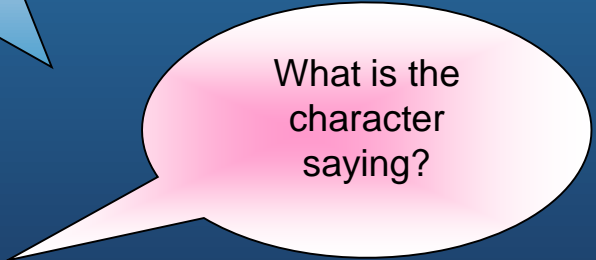
What is happening?



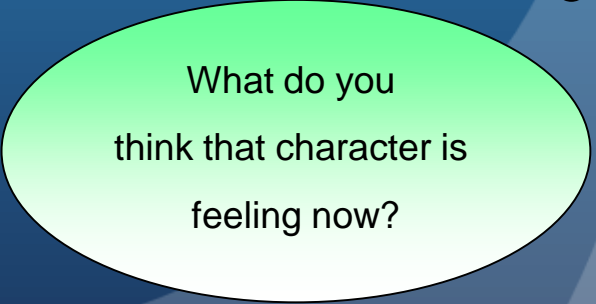
What do you think happens next?



What is that character thinking?



What is the character saying?



What do you think that character is feeling now?

# And...

- By **talking** to your child as much as possible and 'feeding' them new and different words:

"Let's **eat** our lunch now."

"Let's **munch** our lunch now."

"Let's **scoff** our lunch now."

"Let's **devour** our lunch now!"

# And...

- By having a look at the parents' pages on the web for tips and resources for supporting your child at home:
- <https://www.ruthmiskin.com/en/find-out-more/parents/>

# Other resources...

- <http://www.bbc.co.uk/bitesize/ks1/literacy/phonics/play/> BBC word making game
- <http://www.phonicsplay.co.uk/freeIndex.htm> reading words
- <http://www.letters-and-sounds.com/phase-3-games.html>
- [http://www.familylearning.org.uk/phonics\\_games.html](http://www.familylearning.org.uk/phonics_games.html) phonics games

# Questions?

- This PowerPoint has been placed on our website, but if you have any questions please do not hesitate to ask a member of staff.