

# Phonics Parent Meeting

Thursday 14<sup>th</sup> February 2019





Read, Write, Inc.



'Read, Write Inc.' is a literacy programme  
by Ruth Miskin.

The whole programme covers phonics,  
reading, writing and spelling and can be  
used across EYFS and KS1.

Why



Phonics?

A complete literacy programme - systematic and structured.

Meets the demands of the new national curriculum, giving your children the best chance of success in the national tests.

One-to-one tutoring - no child is left behind.

Storybooks align with the sounds learnt in class and therefore the children are consolidating the phonics they have learnt and applying these skills in context.

# Who is Phonics for?

Reception/P1 Year 1/P2 Year 2/P3 Year 3/P4 Year 4/P5 Year 5/P6 Year 6/P7

## Phonics

A rigorous approach to teaching early reading and writing from Nursery to Year 1



## Fresh Start

Rescue older struggling readers in Years 5–8

## Literacy and Language

All your literacy and language teaching after Phonics in years 2 to 6

## Spelling

Spelling success in just 15 minutes a day in years 2 to 6

# A bit of technical vocabulary...

**Phoneme** - spoken sounds - there are about 44 in the English language

**Grapheme** - how we write each of the spoken sounds e.g. the spoken sound 'f' is written using the graphemes f, ff, ph.

**Red words** - words that cannot be sounded out e.g. I, said, they

**Green words** - words that can be sounded out using our phonics

**Fred talk** - (Fred is the frog) he can only talk in sounds e.g. sh-o-p

## Simple Speed Sounds chart

*Consonants: stretchy*

f	l	m	n	r	s	v	z	sh	th	ng
										nk

*Consonants: bouncy*

b	c	d	g	h	j	p	qu	t	w	x	y	ch
	k											

*Vowels: bouncy*

*Vowels: stretchy*

a	e	i	o	u	ay	ee	igh	ow
---	---	---	---	---	----	----	-----	----

*Vowels: stretchy*

oo	oo	ar	or	air	ir	ou	oy
----	----	----	----	-----	----	----	----

## Complex Speed Sounds chart

### Consonants: stretchy

f	l	m	n	r	s	v	z	sh	th	ng
ff	ll	mm	nn	rr	ss	ve	zz	ti		nk
ph	le	mb	kn	wr	se		s	ci		
					c					
					ce					

### Consonants: bouncy

b	c	d	g	h	j	p	qu	t	w	x	y	ch
bb	k	dd	gg		g	pp		tt	wh			tch
	ck				ge							
	ch											

### Vowels

a	e	i	o	u	ay	ee	igh	ow
	ea				a-e	y	i-e	o-e
					ai	ea	ie	oa
						e	i	o

oo	oo	ar	or	air	ir	ou	oy	ire	ear	ure
u-e			oor	are	ur	ow	oi			
ue			ore		er					
ew			aw							
			au							


# How do phonics help us read?

Say "hello" to Fred.

Fred can *only* talk in sounds...

He says "c\_a\_t." Not cat.

We call this *Fred Talk*.






# 'Read, Write Inc.' Storybooks


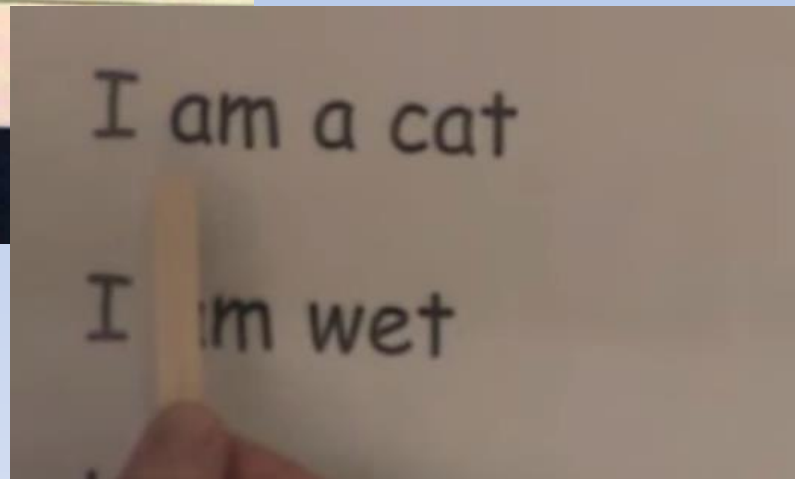
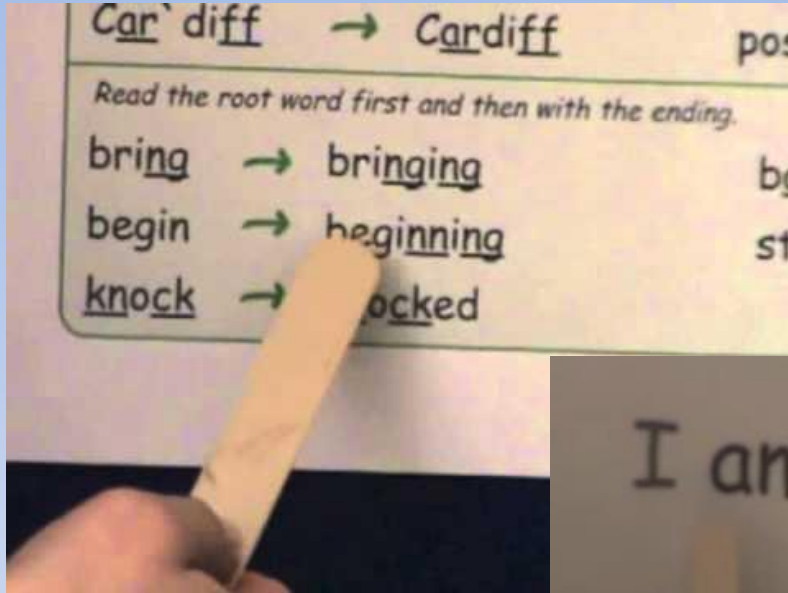
## Storybooks

100 lively, decodable storybooks  
levelled to children's phonic ability

New!



# 'Read, Write Inc.' Storybooks



# How to help your child at home...



[Why read to your child?](https://www.youtube.com/watch?v=kDdpxx0j2Sg)

<https://www.youtube.com/watch?v=kDdpxx0j2Sg>

You can read stories with your child.  
Relentlessly.

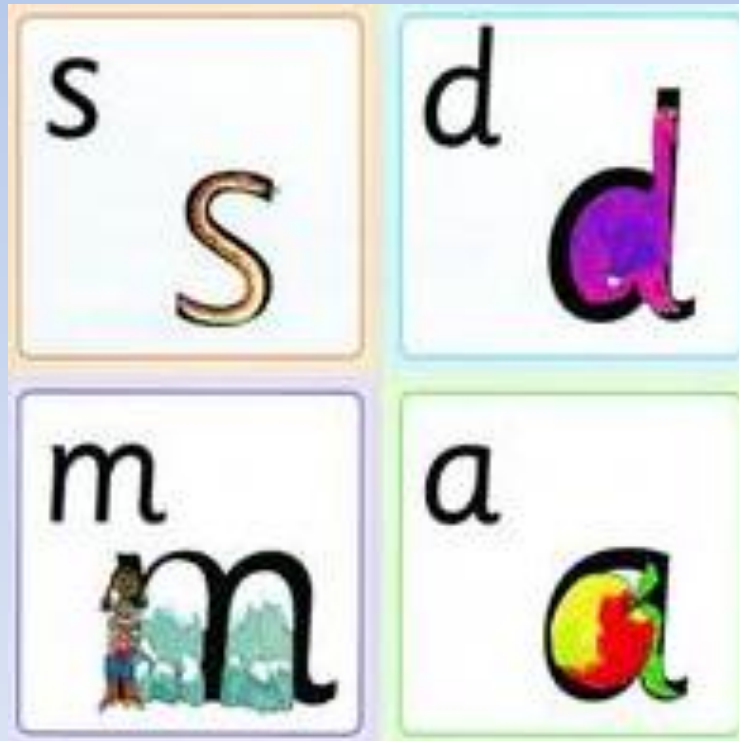
Read favourite stories over and over again.

Read some stories at a higher level than they  
can read themselves.

Listen to them reading their take home Phonics  
storybooks.

You can practise pronouncing sounds.

Remember no 'fuh' and 'luh'!



You can have fun with Fred Talk.

*"What a tidy r-oo-m!"*

*"Where's your c-oa-t?"*

*"Time for b-e-d!"*



**You can watch video tutorials.**

**The Ruth Miskin website:**

<https://www.ruthmiskin.com/en/find-out-more/parents/>

**Information for Parents: How to say the sounds**

<https://www.youtube.com/watch?v=EYx1CyDMZSc>



## Practise alien words



- There are lots of practise tests online if you google 'phonics screening check practise materials'
- <https://www.gov.uk/government/publications/phonics-screening-check-2014-materials>
- You can make up your own alien words using set 1, 2 and 3 sounds. Please make sure children never write alien words, only read them.



# Please remember:

When reading with your child at home, it is meant to be easy! They are consolidating what they have learnt at school, not learning anything new. If they find it too difficult they will not enjoy reading at home. Reading is a pleasurable activity.